

XBC 2016 Awards Dinner 19/11/2016

G Quiz

Well, it seems that our quiz was tackled enthusiastically by most, taken far too seriously by a few, and we know of one gentleman who ripped up his answer sheet in disgust !!!

A few of the questions asked :

What is "g" ?

Is that up and down ?

What are all the dots ?

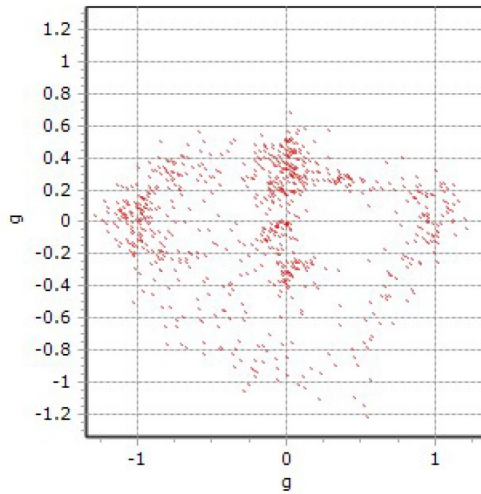
Can we join the dots to make a picture ?

Do you need 3D glasses ?

It seems that any aspirations to use analytical skill and track knowledge were completely delusional, and the results were actually worse than the probability of correctly ordering six random variables !!

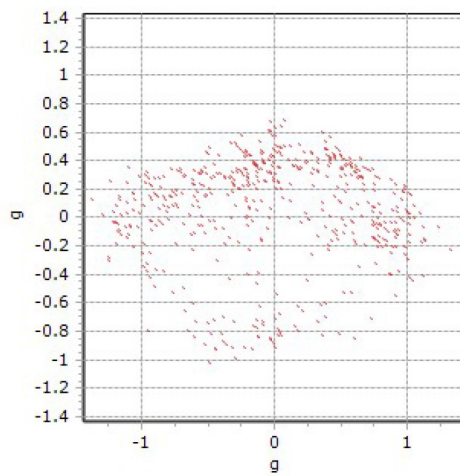
Well done to our winners anyway, Les, Graham and Peter who each managed an impressive two correct answers !!

For those of you who lost sleep, worrying about it all, here are the data plots again, named this time !!



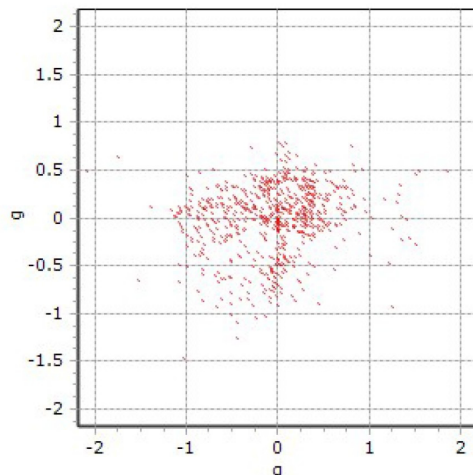
No 1 – Harewood

Concentrations of straight line acceleration, and deceleration, more right handers than left, combined with acceleration and deceleration on a curve. Number of data points suggest longer run time and some variety.



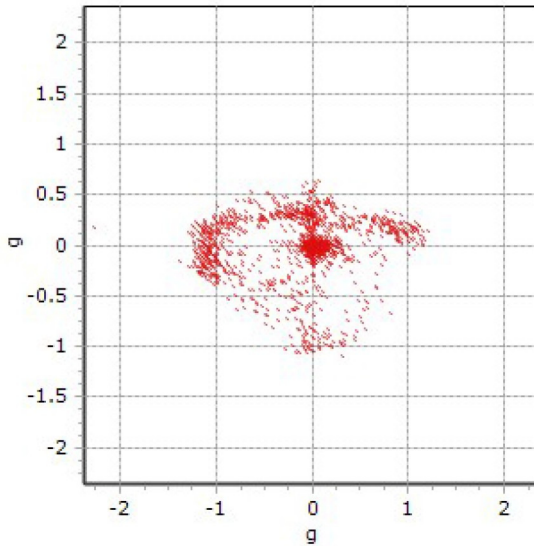
No. 2 – Forrestburn

No significant concentrations of anything, suggests a track with a high level of variety of bends and probably not “laps” which would give greater concentrations of “repeat” data.



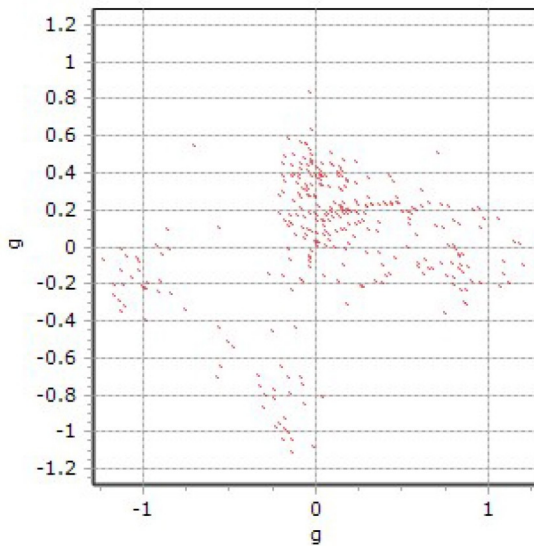
No. 3 – Doune

No significant concentrations of anything, more data at low g, and yet some data at high lateral g which you would not expect the car to survive at anything other than low speed, suggesting really tight lower speed turns.



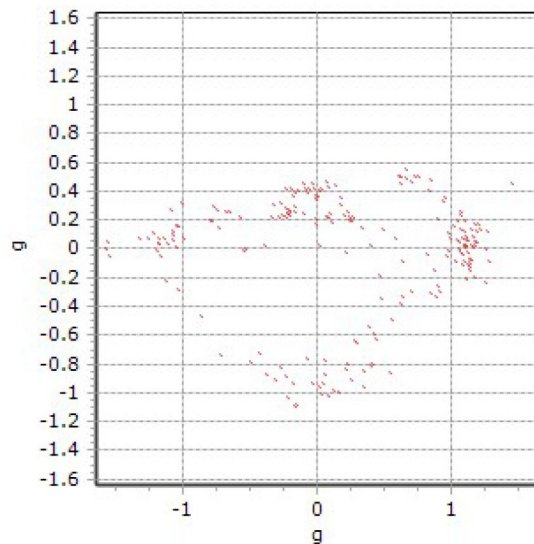
No. 4 – Kames CW

Higher number of right hand bends, with marked acceleration out of the bends. Concentration of overlaid data suggests laps, and with more right handers, a clockwise circuit. Unusual central cluster of low g data suggests data logger still running on return to paddock.



No. 5 – Barbon

Lightest data density suggests short run time. Predominantly left hand bends mostly under acceleration, but with some high lateral g under deceleration, suggests uphill right hand hairpin.



No. 6 – Kames AC

More left hand bends than right, straightaway suggests an anti-clockwise circuit. Lighter data density suggests shorter run time, but still enough concentration to suggest laps.

XBC 2016 Awards Dinner 19/11/2016

G Quiz

Test your track knowledge and analytical skills !!

Around the room you will find Gravitational Force Data plots recorded at six of our well known tracks. Simply identify the tracks all the tracks correctly to win a prize. Enter as an individual, a table, or a team.

How hard can that be ? !!!

Name _____

Track 1 _____

Track 2 _____

Track 3 _____

Track 4 _____

Track 5 _____

Track 6 _____